



Vision







HIGH QUALITY

BAVARIA yachts has the highest quality and safety standards in the entire yacht construction industry. One reason for this is our close collaboration with the world's leading constructor, Farr Yacht Design, and other renowned partners. Together, we develop high-performance models which easily surpass all CE requirements. Additionally, our yachts, as well as our production facility, are regularly inspected by Germanischer Lloyd. That means certified quality which benefits all our yachts – including, of course, the VISION line.



Our yachts are built in one of the most modern yacht construction facilities in the world, the BAVARIA shipyard in Giebelstadt, with 600 staff members and a state-of-the-art manufacturing plant. From hull lamination to final delivery, our yachts cover a distance of more than six kilometres along various assembly stations. More than 1,000 sailing and motor yachts leave the shipyard year after year.

In order to ensure the high quality and superior value of our yachts, we work with cutting edge 3-D design software, precision CNC machines and robots, air-conditioned laminating rooms, and automated paint shops with UV drying and laser technology. In our own test centre, we perform stringent machine, stability, heeling and other tests – all of which are monitored and documented by our in-house quality management.

SUPERIOR CLASS

BAVARIA is one of the most successful yacht builders in the world. In dialogue with our customers, we develop trendsetting sailing and motor yachts which combine performance, comfort and outstanding value – technical perfection for all those who love life on the water. When building our yachts, we benefit from many years of experience, the professional excellence of our staff and one of the most modern production facilities in the world. With our global distribution network we ensure on-site delivery and service.





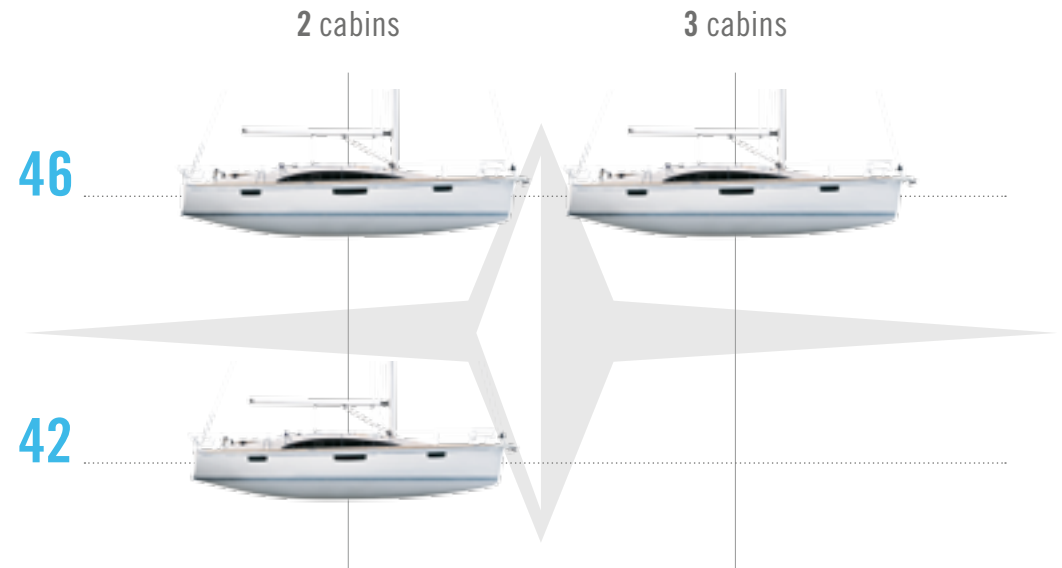


VISION LINE

A vision becomes reality

The conception phase lasted one year. Product workshops were held in seven countries. Customers and dealers around the world were able to incorporate their own personal ideas and preferences. The result is the BAVARIA VISION line.

Renowned construction firms were involved in its development: Farr Yacht Design USA, as naval architect, and Design Unlimited, responsible for the design and layout. They made a significant contribution to making the VISION line what it is: A luxury yacht range featuring high-end design and spacious dimensions like no other in its segment – as if made for the owner who loves long stays on board an authentic sailing yacht.



46





46



VISION 46

Vision of Life

It is possible to enjoy life in many different places. One of these is aboard the VISION 46. Harmonious design of timeless elegance. Supreme comfort on and below deck. Outstanding sailing features. One-handed manoeuvring ability in the port and at sea. The VISION 46 has everything the owner could desire, and more besides.



46 | Sailing deluxe



The interior of the VISION 46 simply invites people to relax and dream. Luxury can be found in every detail: spacious cabins, large windows, quality materials, high flexibility. Whether an exclusive voyage for two or a holiday with friends and family – thanks to an intelligent, variable furnishing concept, the VISION 46 is capable of adapting to the owner's requirements at all times.





2-cabin version A



2-cabin version B



3-cabin version A



3-cabin version B

46





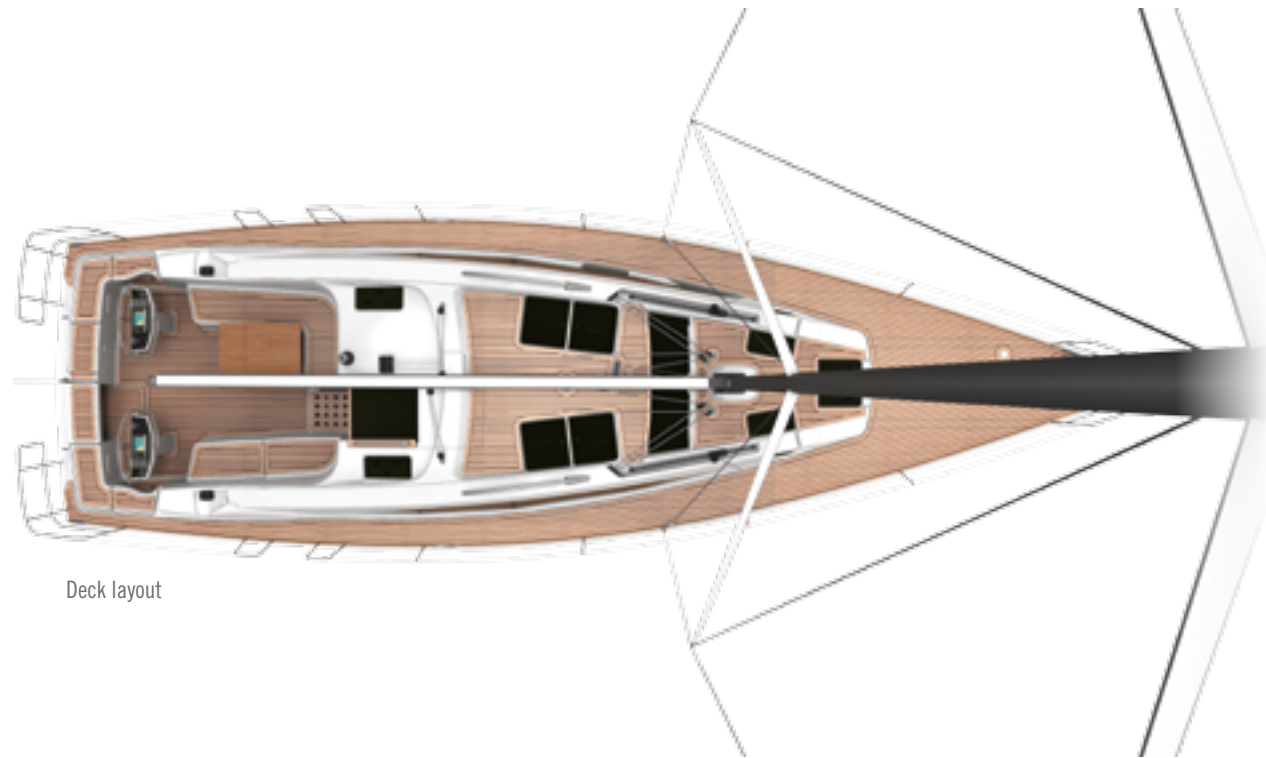
46 | Technical data



| | |
|----------|--------------------|
| Mainsail | 55 m ² |
| Foresail | 50 m ² |
| Gennaker | 148 m ² |
| I | 17.20 m |
| J | 4.79 m |
| P | 16.58 m |
| E | 6.10 m |



Sail plan



Deck layout

| | |
|---------------------------|-------------------|
| Length overall | 13.99 m |
| Length hull | 13.70 m |
| Length waterline | 12.83 m |
| Beam overall | 4.19 m |
| Draught standard (option) | 2.14 m (1.70 m) |
| Light weight displacement | 12.3 t |
| Engine | Volvo Penta D2-55 |
| Fuel tank | 210 l |
| Water tank | 580 l |

| | |
|--------------------------------|--------------------|
| Cabins | 2/3 |
| Berths | 4/6 |
| Height in lounge | 2.00 m |
| Sail area "Sport" | 103 m ² |
| Sail area "Comfort" | 100 m ² |
| Height of mast above waterline | 20.10 m |
| Passengers | 10/16 |
| CE category | A/B |

All data is subject to change without notice and given without warranty.



46





42



VISION 42



Plenty of room for enjoyment

Supreme comfort, modern design, simple handling – the VISION 42 makes life on the water a real pleasure. It features innovative details, such as the asymmetrical cockpit layout with an offset ladderway. The advantages of this layout are clear: there is one, safe gangway and an impressive amount of space in the cockpit. Ideal conditions for long stays on board.

42 | For exclusive moments

Below deck, the VISION 42 proves to be extremely comfortable; there is an abundance of space and storage compartments. The high functionality of the modern pantry with central sink unit is impressive. Its L-shape layout not only facilitates easier organisation in the kitchen, it also makes it possible to cook safely, even when at sea.





2-cabin version A



2-cabin version B


42 | Technical data



| | |
|----------|--------------------|
| Mainsail | 50 m ² |
| Foresail | 38 m ² |
| Gennaker | 125 m ² |
| I | 16.01 m |
| J | 4.37 m |
| P | 15.25 m |
| E | 5.54 m |



Sail plan



Deck layout

| | |
|---------------------------|-------------------|
| Length overall | 12.80 m |
| Length hull | 12.50 m |
| Length waterline | 11.40 m |
| Beam overall | 4.05 m |
| Draught standard (option) | 2.07 m (1.62 m) |
| Light weight displacement | 9.8 t |
| Engine | Volvo Penta D2-40 |
| Fuel tank | 210 l |
| Water tank | 210 l |

| | |
|--------------------------------|-------------------|
| Cabins | 2 |
| Berths | 4 |
| Height in lounge | 2.00 m |
| Sail area "Sport" | 88 m ² |
| Sail area "Comfort" | 86 m ² |
| Height of mast above waterline | 18.93 m |
| Passengers | 10/16 |
| CE category | A/B |

All data is subject to change without notice and given without warranty.



42



FEATURES

First-class features

The VISION line turns even a longer stay on the water into an unforgettable experience. Interior and exterior spaces go perfectly together and complement each other to create a harmonious whole, resulting in a unique feeling of space. This is more than just accommodation, it is space for living.



Cockpit table and seating area can be converted into a **spacious sunlounger** in next to no time



The **cockpit table** can be folded out and the height can be adjusted electrically (optional) or manually (standard)



Uniquely ergonomic **pilot seat** with perfect accessibility to all winches, lines and control elements; behind the seat is a spacious lounge area for relaxing



The **bathing platform** can be lowered manually and features a shower and stainless-steel ladder on the side, which leaves the front of the platform freely accessible



Features



Lounge with seating area and fold-out mess table; as an option, the table can be lowered electrically so that it can be converted into additional space for lying down



Instrument console and fold-out card table



Harmoniously integrated **cupboard** for bottles, glasses and crockery



Aft storage space with drawers and hatches

Features



TRIM CONTROL

Until now, comfortable and safe sailing with a small crew or single-handedly was only possible on super yachts. Until now. The VISION line is now setting new standards in its class. Trim Control turns the VISION 46 and the VISION 42 into real push-button sailing boats. All sheets and the most essential trim functions of the sails can be operated at the touch of a button from both helming positions. Trimming, hauling in and slacking off – it's all child's play.

Even automatic tacking manoeuvres are possible – thanks to Auto Tack. At the touch of a button, the sail is turned to the new course. There is no longer any need for casting off the sheets and hauling in the sails. Simply press the button, tack, finely trim – and that's all there is to it. This is the latest generation of smart sailing.



DOCKCONTROL

BAVARIA has developed a new, state-of-the-art joystick docking system for the VISION line, turning manoeuvring in the port into child's play. Dock Control gives the pilot full control with the joystick – over the boat and the system. The boat can be moved with one hand from the box, the main engine for propulsion can be operated and both fold-out thrusters can be controlled.

Once the system is activated, the plotter changes to an independent display layout. The integrated monitoring system displays all information related to safety, such as the position of the thrusters or the gear position. In addition, the push function helps when docking. It pushes the boat gently against the pier, making mooring easy to manage, even for one person.



INTERIOR
























Inner values

Modern forms, high-quality materials – with its classy ambience, the VISION line is just as impressive below deck. Choose from three types of veneer and three types of floor covering and create your own totally individual interior.

There are also numerous options open to you when it comes to the upholstery. A total of nine attractive upholstery coverings are available, with which you can furnish the lounge and cabins just as you wish.

You can get information on the available combination options from your BAVARIA dealer.

| | Veneer | Panelling* | Flooring | Upholstery | | | |
|----------|---|---|--|---|--|--|--|
| Standard |  <p>Sipo</p> |  <p>Mocca</p>  <p>Ice</p> |  <p>Chestnut</p>  <p>Ocean Line (option)</p> | <p>Fabric</p>  <p>Standard Creme</p>  <p>Standard Blue</p>  <p>Comfort Creme (option)</p>  <p>Comfort Blue (option)</p>  <p>Comfort Brown (option)</p>  <p>Comfort Orange (option)</p> | | | |
| Option |  <p>Oak</p>  <p>Teak</p> |  <p>Mocca</p>  <p>Ice</p>  <p>Meteor</p> |  <p>Walnut nature</p>  <p>Ocean Line (option)</p> | <p>Leather (option)</p>  <p>Leatherette White</p>  <p>Leatherette Brown</p>  <p>Leatherette Creme Velour</p> | | | |

* Panelling on edges and furniture can be selected at no extra charge

EXTERIOR



Perfect appearance

When putting together the exterior, you have a choice:

Two types of flooring, two types of upholstery and two hull colours permit many different attractive combinations.



Flooring



Teak or DURA-DECK

Hull colour



White



Grey

Upholstery



Dove (Sunbrella)



Yet (Suntex)

Outer hood



Stone





Partners

We apply exacting standards to the production and quality of our yachts. Equally, these standards must also be met by the equipment, furnishings and accessories we offer. We meet our stringent requirements by collaborating with renowned business partners, all of which are market leaders in their respective fields.



since 1927





BAVARIA Yachtbau GmbH · Bavariastrasse 1 · 97232 Giebelstadt · Germany · Tel. +49 9334 942-0 · Fax +49 9334 942-1160
www.bavaria-yachtbau.com · info@bavaria-yachtbau.com

Some of the yachts shown here are equipped with optional extras which are available at an additional cost. Some details are based on design drawings and the final execution may differ.
This catalogue is not part of a contract. All descriptions, photos, etc. are for illustration purposes only.

