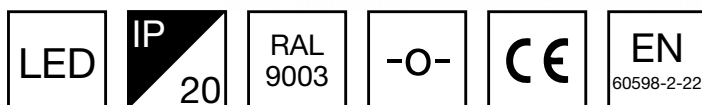


TRAIL: LINE MIDBAY



Teknoware Trail is an elegant emergency light that is easy to install on a lighting track. Thanks to its unique design, it is suitable for direct mounting on common lighting track systems. The luminaire can also be mounted directly on the ceiling without the rail. Trail has a modern and streamlined appearance so it blends in with the surroundings and architecture. Trail's wide product family and range of optics offer many options to suit a variety of applications and systems.

Trail Line Midbay is a unique emergency light that effectively illuminates corridors from 3 to 10 meters. It provides a long and narrow pattern that illuminates the escape routes efficiently.

for escape routes

installation height: from 3 to 10 meters depending on model

self-contained or centrally supplied depending on model

installation: surface mounting on a lighting track (compatible with Global Trac and lighting trunking systems) or ceiling mounted

material: metal casing

colour: white (RAL 9003), other RAL-colours on request

The product codes starting with letter Y include an individually packed luminaire. The product codes starting with TW include the luminaire only.

SELF-CONTAINED ESCAP EMERGENCY LIGHTS WITH SUPER CAPACITOR AND SELF-TESTING

Product Code	Nominal Supply Voltage	Feature	Backup (h)	Form
TWSC492WM	220-240 V, 50/60 Hz AC	Escap, Lumi Test	1	

We reserve the rights to make modifications without notice.

Copyright © 2021 Teknoware. All rights reserved.

Date: February 07, 2021 | Source:

www.teknoware.com/en/emergency-lighting/emergency-lights/emergency-light-product-families/trail-line-midbay



Teknoware Oy | P.O. Box 19, 15101 Lahti | Ilmarisentie 8, 15200 Lahti Finland

Tel +358 3 883 020 | VAT-number FI01494751 | teknoware.com | emexit@teknoware.com

SELF-CONTAINED ESCAP EMERGENCY LIGHTS WITH SUPER CAPACITOR AND WIRELESS CENTRAL MONITORING

Product Code	Nominal Supply Voltage	Feature	Backup (h)
TWSC492WA	220-240 V, 50/60 Hz AC	Aalto Control, Escap, Lumi Test	1

SELF-CONTAINED EMERGENCY LIGHTS WITH BATTERY AND SELF-TESTING

Product Code	Nominal Supply Voltage	Feature	Backup (h)
TWTC452WM	220-240 V, 50/60 Hz AC	Lumi Test	1
TWTC453WM	220-240 V, 50/60 Hz AC	Lumi Test	3

SELF-CONTAINED EMERGENCY LIGHTS WITH BATTERY AND WIRELESS CENTRAL MONITORING

Product Code	Nominal Supply Voltage	Feature	Backup (h)
TWTC452WA	220-240 V, 50/60 Hz AC	Aalto Control, Lumi Test	1
TWTC453WA	220-240 V, 50/60 Hz AC	Aalto Control, Lumi Test	3

ADDRESSABLE 230 V CENTRALLY SUPPLIED EMERGENCY LIGHTS

Product Code	Nominal Supply Voltage	Feature
TWTC451WK	220-240 V, 50/60 Hz AC, DC	Intelligent Controller, Tapsa Control

NON-ADDRESSABLE 230 V CENTRALLY SUPPLIED EMERGENCY LIGHTS

Product Code	Nominal Supply Voltage	Feature
TWTC471W	24-230 V, 50/60 Hz AC, DC	

We reserve the rights to make modifications without notice.

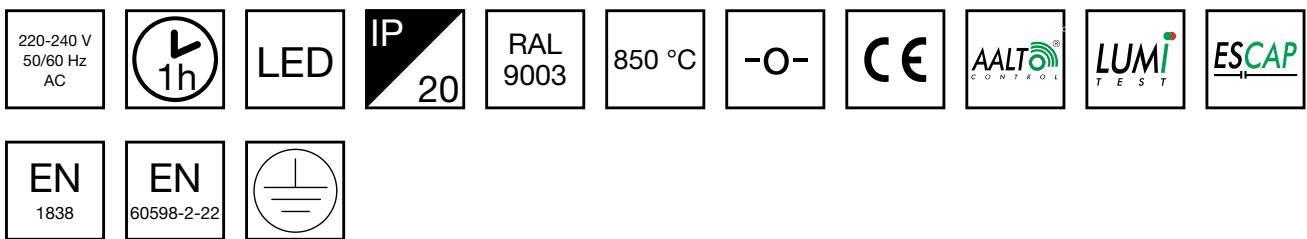
Copyright © 2021 Teknoware. All rights reserved.

Date: February 07, 2021 | Source:

www.teknoware.com/en/emergency-lighting/emergency-lights/emergency-light-product-families/trail-line-midbay



TRAIL LINE MIDBAY EMERGENCY LIGHT TWSC492WA



Self-contained Escap emergency light with 1 h super capacitor and wireless central monitoring

Teknoware Trail is an elegant emergency light that is easy to install on a lighting track. Thanks to its unique design, it is suitable for direct mounting on common lighting track systems. The luminaire can also be mounted directly on the ceiling without the rail. Trail has a modern and streamlined appearance so it blends in with the surroundings and architecture. Trail's wide product family and range of optics offer many options to suit a variety of applications and systems.

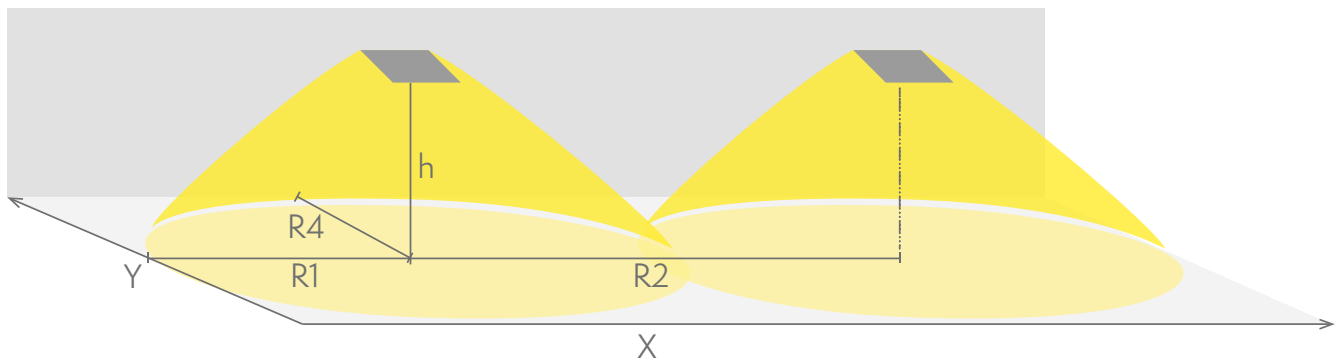
Trail Line Midbay is a unique emergency light that effectively illuminates corridors from 3 to 10 meters. It provides a long and narrow pattern that illuminates the escape routes efficiently.

Product Code	TWSC492WA
Feature	Aalto Control, Escap, Lumi Test
Mounting (standard)	ceiling, surface, rail
GTIN Code	6438045025407
Length	465 mm
Width	80 mm
Height	48 mm
Weight	1.6 kg
Backup	1 h
Max Input Power VA	3 VA
Nominal Supply Voltage	220-240 V, 50/60 Hz AC
Protection Class	I
IP Class	IP20
Temperature Range Min - Max	-25...+35 °C
Glow Wire Test of Plastic Materials	850 °C
Light Source	LED
Body Material	metal
Colour	RAL9003
Electrical Installation	3 x 2,5 mm ²
Luminous Flux	60 lm

Emergency lighting for escape routes (ceiling mounting)

Table of 1 lux for escape routes in the middle line according to the norm EN 1838.

Level of measurement 0,02 m, measurement result with battery operation.



- R1 distance from wall (X axis)
- R2 installation distance between lights (X axis)
- R4 distance from wall (Y axis)

TWSC492WA

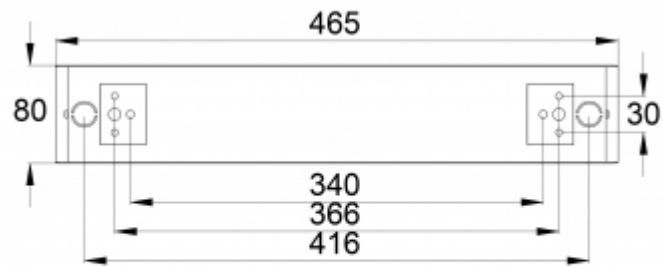
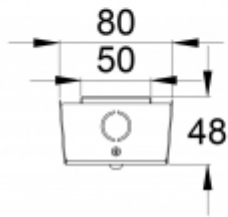

Mounting height (m)	Below the light lux	R1 (m)	R2 (m)	R4 (m)
		1 lux	1 lux	1 lux
2,5	11	3.5	8	1
3	8	3.5	9	1
4	4.5	4	10	1
6	2	4	11	1
8	1.1	3	11	1

OPTIONAL ACCESSORIES:

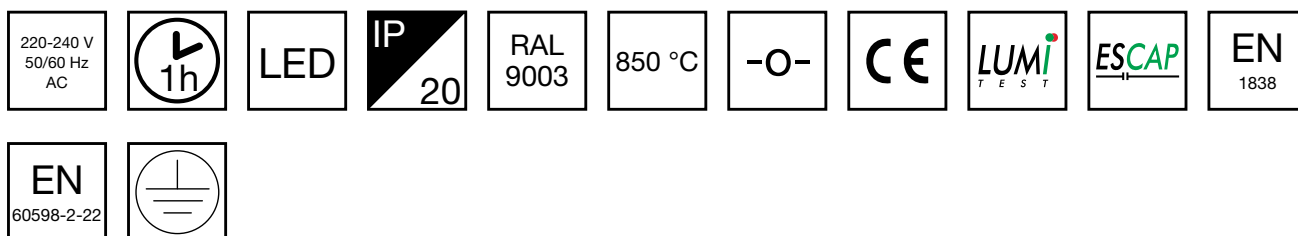
OPTIONAL MOUNTING ACCESSORIES FOR EMERGENCY LIGHTS



Product Code	Product Name	Compatible Product Groups
TWTC1002	Trail wall bracket TWTC1002	



TRAIL LINE MIDBAY EMERGENCY LIGHT TWSC492WM



Self-contained Escap emergency light with 1 h super capacitor and Lumi Test self-testing

Teknoware Trail is an elegant emergency light that is easy to install on a lighting track. Thanks to its unique design, it is suitable for direct mounting on common lighting track systems. The luminaire can also be mounted directly on the ceiling without the rail. Trail has a modern and streamlined appearance so it blends in with the surroundings and architecture. Trail's wide product family and range of optics offer many options to suit a variety of applications and systems.

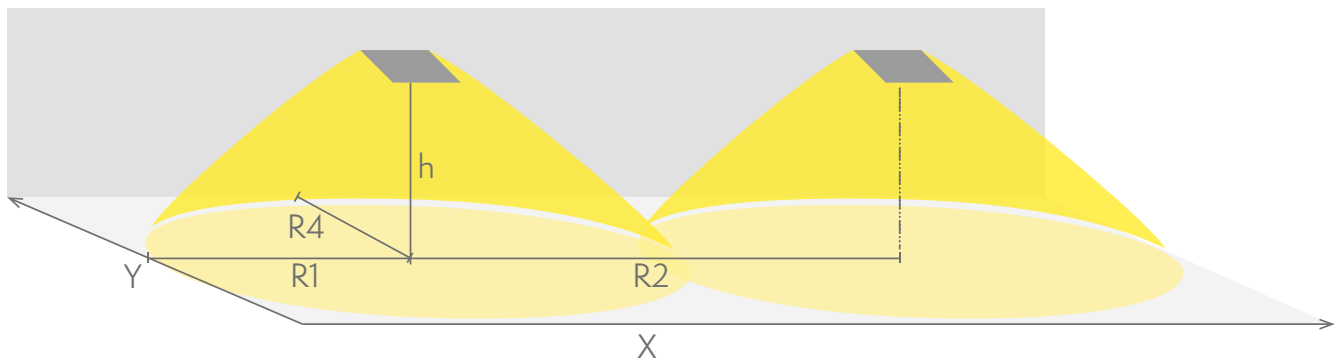
Trail Line Midbay is a unique emergency light that effectively illuminates corridors from 3 to 10 meters. It provides a long and narrow pattern that illuminates the escape routes efficiently.

Product Code	TWSC492WM
Feature	Escap, Lumi Test
Mounting (standard)	ceiling, surface, rail
GTIN Code	6438045025414
Length	465 mm
Width	80 mm
Height	48 mm
Weight	1.6 kg
Backup	1 h
Max Input Power VA	3 VA
Nominal Supply Voltage	220-240 V, 50/60 Hz AC
Protection Class	I
IP Class	IP20
Temperature Range Min - Max	-25...+35 °C
Glow Wire Test of Plastic Materials	850 °C
Light Source	LED
Body Material	metal
Colour	RAL9003
Electrical Installation	3 x 2,5 mm ²
Luminous Flux	60 lm

Emergency lighting for escape routes (ceiling mounting)

Table of 1 lux for escape routes in the middle line according to the norm EN 1838.

Level of measurement 0,02 m, measurement result with battery operation.



- R1 distance from wall (X axis)
- R2 installation distance between lights (X axis)
- R4 distance from wall (Y axis)

TWSC492WM

Mounting height (m)	Below the light lux	R1 (m)	R2 (m)	R4 (m)
		1 lux	1 lux	1 lux
2,5	11	3.5	8	1
3	8	3.5	9	1
4	4.5	4	10	1
6	2	4	11	1
8	1.1	3	11	1

OPTIONAL ACCESSORIES:

OPTIONAL MOUNTING ACCESSORIES FOR EMERGENCY LIGHTS


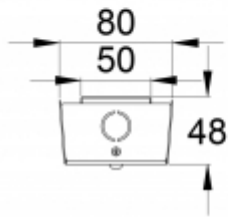



Product Code	Product Name	Compatible Product Groups
TWTC1002	Trail wall bracket TWTC1002	

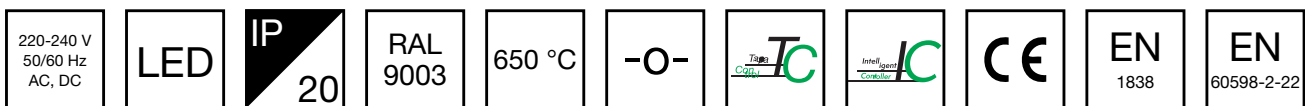
We reserve the rights to make modifications without notice.
 Copyright © 2021 Teknoware. All rights reserved.
 Date: February 07, 2021 | Source:
www.teknoware.com/en/emergency-lighting/trail-line-midbay-emergency-light-twsc492wm



Teknoware Oy | P.O. Box 19, 15101 Lahti | Ilmarisentie 8, 15200 Lahti Finland
 Tel +358 3 883 020 | VAT-number FI01494751 | teknoware.com | emexit@teknoware.com



TRAIL LINE MIDBAY EMERGENCY LIGHT TWTC451WK



Addressable 230 V centrally supplied emergency light

Teknoware Trail is an elegant emergency light that is easy to install on a lighting track. Thanks to its unique design, it is suitable for direct mounting on common lighting track systems. The luminaire can also be mounted directly on the ceiling without the rail. Trail has a modern and streamlined appearance so it blends in with the surroundings and architecture. Trail's wide product family and range of optics offer many options to suit a variety of applications and systems.

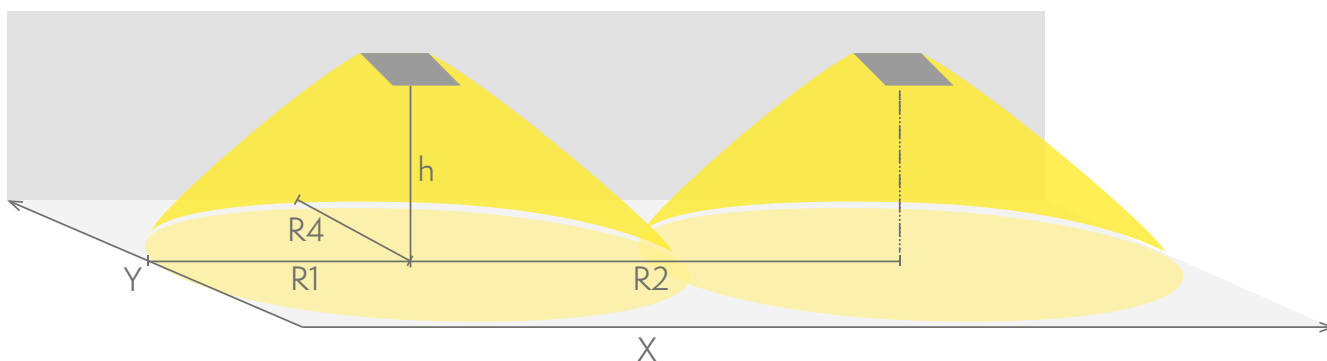
Trail Line Midbay is a unique emergency light that effectively illuminates corridors from 3 to 10 meters. It provides a long and narrow pattern that illuminates the escape routes efficiently.

Product Code	TWTC451WK
Feature	Intelligent Controller, Tapsa Control
Mounting (standard)	ceiling, surface, rail
GTIN Code	6438045025124
Length	345 mm
Width	80 mm
Height	48 mm
Weight	0.9 kg
Max Input Power VA	10 VA
Max Input Power W	5,5W
Nominal Supply Voltage	220-240 V, 50/60 Hz AC, DC
Protection Class	I
IP Class	IP20
Temperature Range Min - Max	-30...+50 °C
Glow Wire Test of Plastic Materials	650 °C
Light Source	LED
Body Material	metal
Colour	RAL9003
Electrical Installation	3 x 2,5 mm ²
Luminous Flux	230 lm

Emergency lighting for escape routes (ceiling mounting)

Table of 1 lux for escape routes in the middle line according to the norm EN 1838.

Level of measurement 0,02 m, measurement result with battery operation.



- R1 distance from wall (X axis)
- R2 installation distance between lights (X axis)
- R4 distance from wall (Y axis)

TWTC451WK

Mounting height (m)	Below the light lux	R1 (m)	R2 (m)	R4 (m)
		1 lux	1 lux	1 lux
2,5	45	5	11	1
3	31	5	11	1
4	17	6.5	15	1
6	7	7	18	1
8	4	8	19	1
10	2	8	20	1

OPTIONAL ACCESSORIES:

OPTIONAL MOUNTING ACCESSORIES FOR EMERGENCY LIGHTS

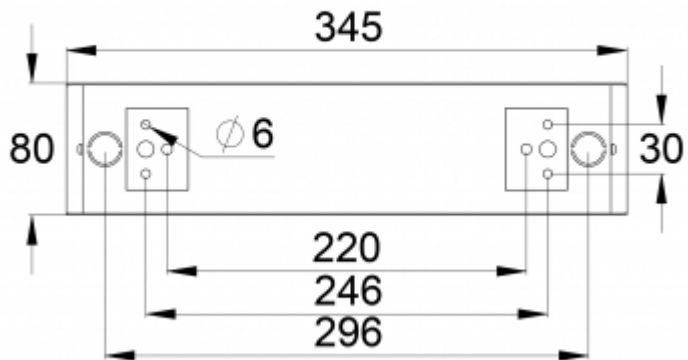
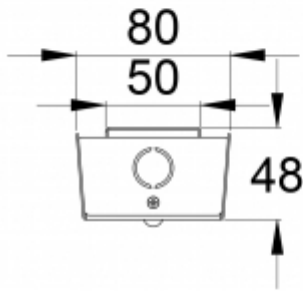
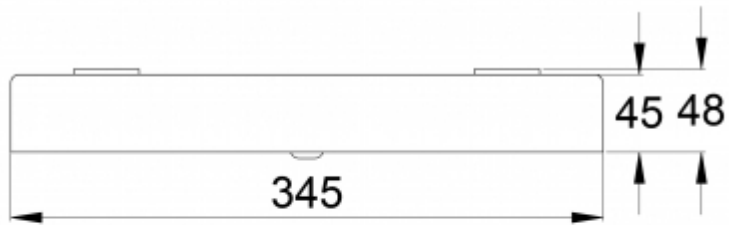


Product Code	Product Name	Compatible Product Groups
TWTC1001	Trail wall bracket TWTC1001	

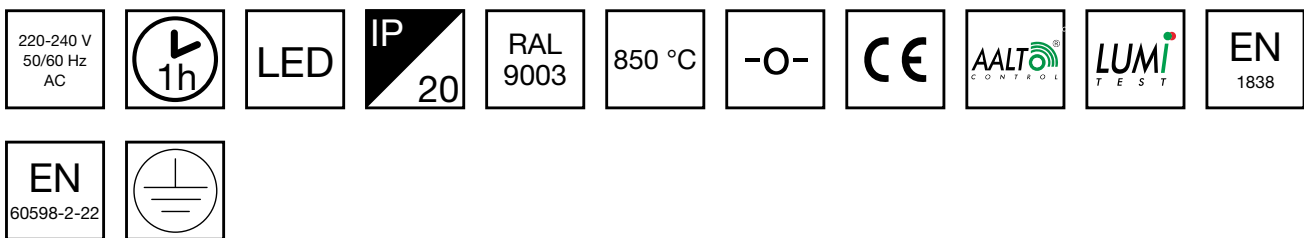
We reserve the rights to make modifications without notice.
 Copyright © 2021 Teknoware. All rights reserved.
 Date: February 07, 2021 | Source:
www.teknoware.com/en/emergency-lighting/trail-line-midbay-emergency-light-twtc451wk

Teknoware Oy | P.O. Box 19, 15101 Lahti | Ilmarisentie 8, 15200 Lahti Finland
 Tel +358 3 883 020 | VAT-number FI01494751 | teknoware.com | emexit@teknoware.com





TRAIL LINE MIDBAY EMERGENCY LIGHT TWTC452WA



Self-contained emergency light with 1 h battery and wireless central monitoring

Teknoware Trail is an elegant emergency light that is easy to install on a lighting track. Thanks to its unique design, it is suitable for direct mounting on common lighting track systems. The luminaire can also be mounted directly on the ceiling without the rail. Trail has a modern and streamlined appearance so it blends in with the surroundings and architecture. Trail's wide product family and range of optics offer many options to suit a variety of applications and systems.

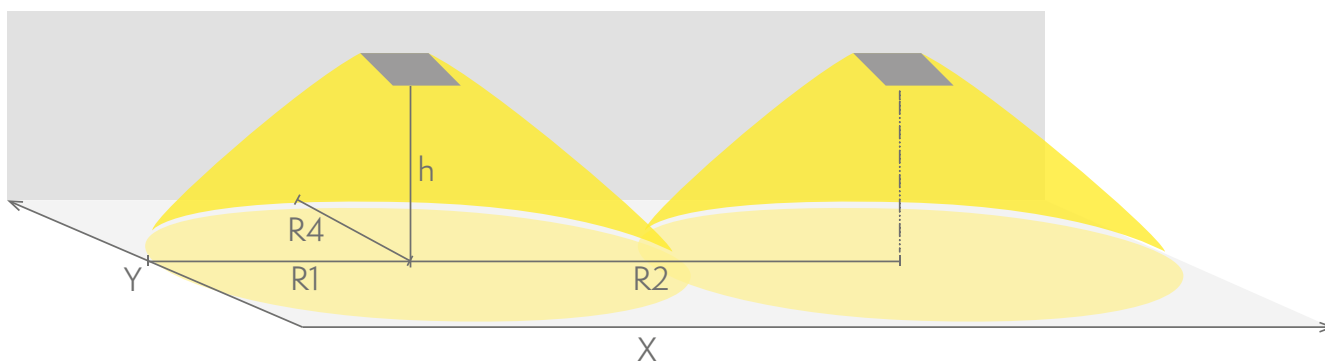
Trail Line Midbay is a unique emergency light that effectively illuminates corridors from 3 to 10 meters. It provides a long and narrow pattern that illuminates the escape routes efficiently.

Product Code	TWTC452WA
Feature	Aalto Control, Lumi Test
Mounting (standard)	ceiling, surface, rail
GTIN Code	6438045025209
Length	345 mm
Width	80 mm
Height	48 mm
Weight	1.1 kg
Backup	1 h
Max Input Power VA	3 VA
Nominal Supply Voltage	220-240 V, 50/60 Hz AC
Protection Class	I
IP Class	IP20
Temperature Range Min - Max	0...+35 °C
Glow Wire Test of Plastic Materials	850 °C
Light Source	LED
Body Material	metal
Colour	RAL9003
Electrical Installation	3 x 2,5 mm ²
Luminous Flux	230 lm

Emergency lighting for escape routes (ceiling mounting)

Table of 1 lux for escape routes in the middle line according to the norm EN 1838.

Level of measurement 0,02 m, measurement result with battery operation.



- R1 distance from wall (X axis)
- R2 installation distance between lights (X axis)
- R4 distance from wall (Y axis)

TWTC452WA

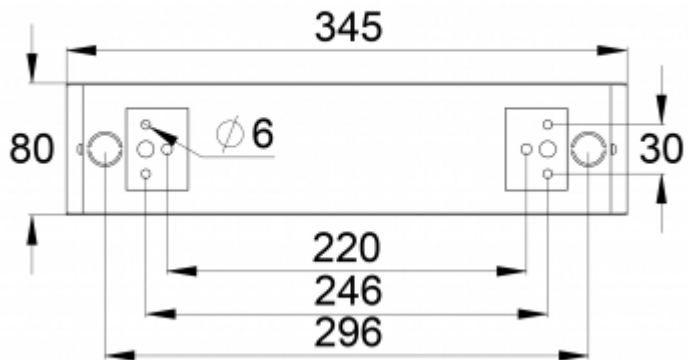
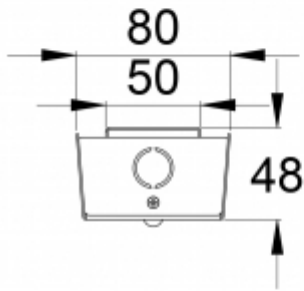
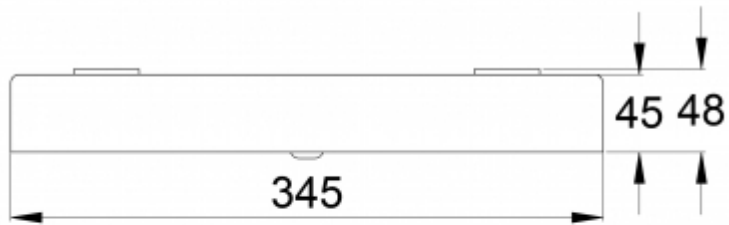
Mounting height (m)	Below the light lux	R1 (m)	R2 (m)	R4 (m)
		1 lux	1 lux	1 lux
2,5	45	5	11	1
3	31	5	11	1
4	17	6.5	15	1
6	7	7	18	1
8	4	8	19	1
10	2	8	20	1

OPTIONAL ACCESSORIES:

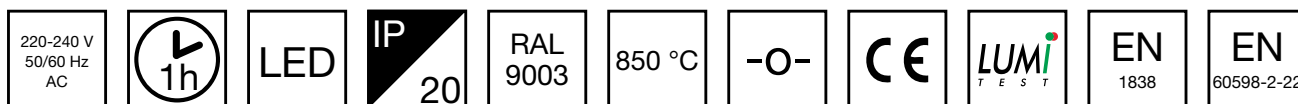
OPTIONAL MOUNTING ACCESSORIES FOR EMERGENCY LIGHTS



Product Code	Product Name	Compatible Product Groups
TWTC1001	Trail wall bracket TWTC1001	



TRAIL LINE MIDBAY EMERGENCY LIGHT TWTC452WM



Self-contained emergency light with 1 h battery and Lumi Test self-testing

Teknoware Trail is an elegant emergency light that is easy to install on a lighting track. Thanks to its unique design, it is suitable for direct mounting on common lighting track systems. The luminaire can also be mounted directly on the ceiling without the rail. Trail has a modern and streamlined appearance so it blends in with the surroundings and architecture. Trail's wide product family and range of optics offer many options to suit a variety of applications and systems.

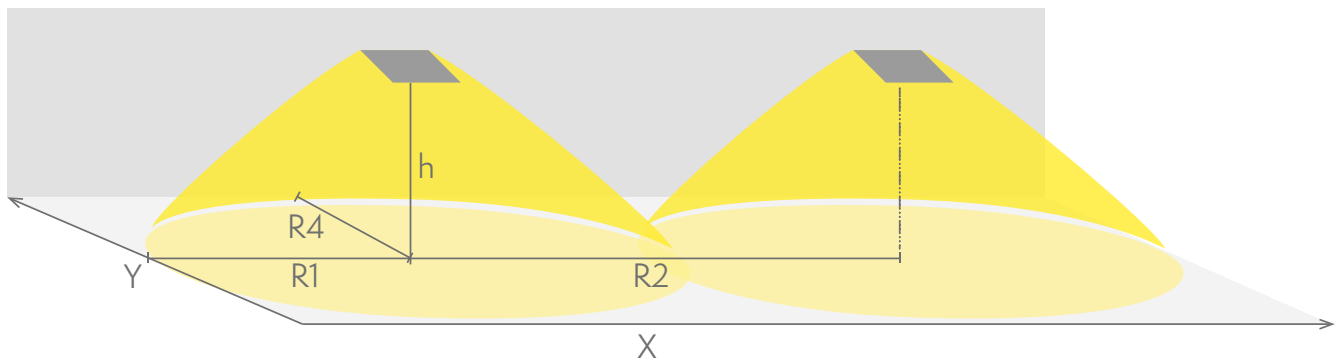
Trail Line Midbay is a unique emergency light that effectively illuminates corridors from 3 to 10 meters. It provides a long and narrow pattern that illuminates the escape routes efficiently.

Product Code	TWTC452WM
Feature	Lumi Test
Mounting (standard)	ceiling, surface, rail
GTIN Code	6438045025247
Length	345 mm
Width	80 mm
Height	48 mm
Weight	1.1 kg
Backup	1 h
Max Input Power VA	3 VA
Nominal Supply Voltage	220-240 V, 50/60 Hz AC
Protection Class	I
IP Class	IP20
Temperature Range Min - Max	0...+35 °C
Glow Wire Test of Plastic Materials	850 °C
Light Source	LED
Body Material	metal
Colour	RAL9003
Electrical Installation	3 x 2,5 mm ²
Luminous Flux	230 lm

Emergency lighting for escape routes (ceiling mounting)

Table of 1 lux for escape routes in the middle line according to the norm EN 1838.

Level of measurement 0,02 m, measurement result with battery operation.



R1 distance from wall (X axis)
 R2 installation distance between lights (X axis)
 R4 distance from wall (Y axis)
TWTC452WM

Mounting height (m)	Below the light lux	R1 (m)	R2 (m)	R4 (m)
		1 lux	1 lux	1 lux
2,5	45	5	11	1
3	31	5	11	1
4	17	6.5	15	1
6	7	7	18	1
8	4	8	19	1
10	2	8	20	1

OPTIONAL ACCESSORIES:

OPTIONAL MOUNTING ACCESSORIES FOR EMERGENCY LIGHTS

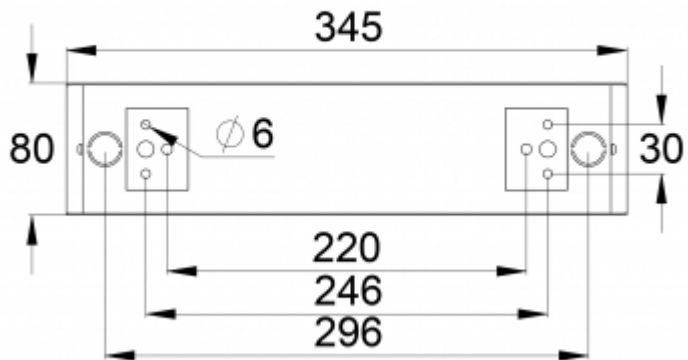
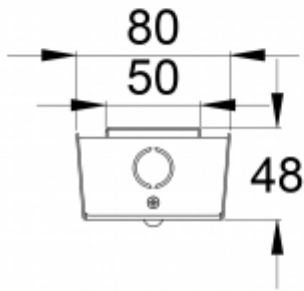
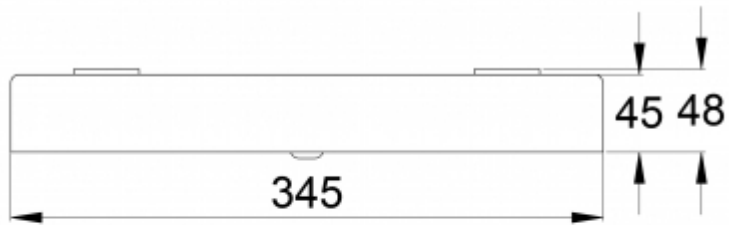


Product Code	Product Name	Compatible Product Groups
TWTC1001	Trail wall bracket TWTC1001	

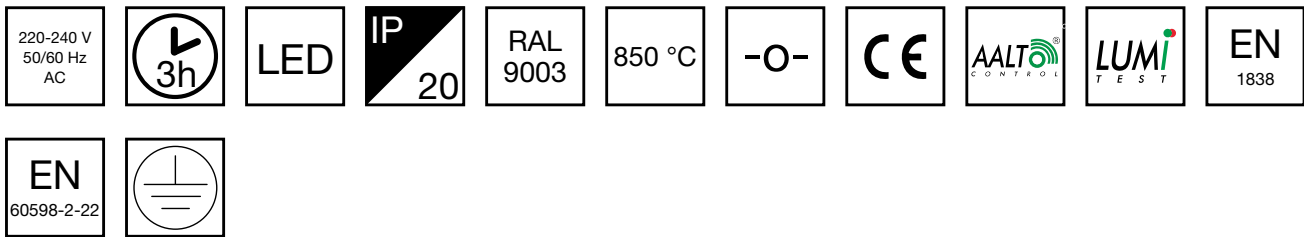
We reserve the rights to make modifications without notice.
 Copyright © 2021 Teknoware. All rights reserved.
 Date: February 07, 2021 | Source:
www.teknoware.com/en/emergency-lighting/trail-line-midbay-emergency-light-twtc452wm

Teknoware Oy | P.O. Box 19, 15101 Lahti | Ilmarisentie 8, 15200 Lahti Finland
 Tel +358 3 883 020 | VAT-number FI01494751 | teknoware.com | emexit@teknoware.com





TRAIL LINE MIDBAY EMERGENCY LIGHT TWTC453WA



Self-contained emergency light with 3 h battery and wireless central monitoring

Teknoware Trail is an elegant emergency light that is easy to install on a lighting track. Thanks to its unique design, it is suitable for direct mounting on common lighting track systems. The luminaire can also be mounted directly on the ceiling without the rail. Trail has a modern and streamlined appearance so it blends in with the surroundings and architecture. Trail's wide product family and range of optics offer many options to suit a variety of applications and systems.

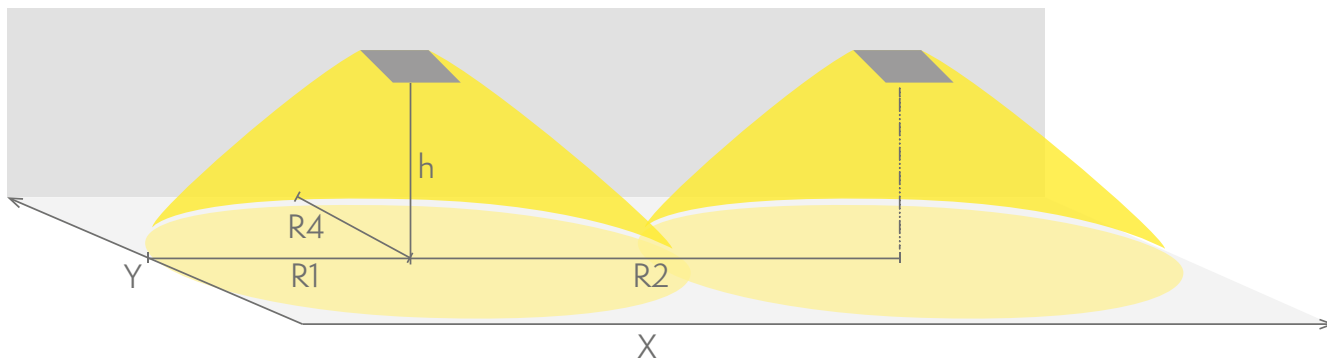
Trail Line Midbay is a unique emergency light that effectively illuminates corridors from 3 to 10 meters. It provides a long and narrow pattern that illuminates the escape routes efficiently.

Product Code	TWTC453WA
Feature	Aalto Control, Lumi Test
Mounting (standard)	ceiling, surface, rail
GTIN Code	6438045025285
Length	345 mm
Width	80 mm
Height	48 mm
Weight	1.3 kg
Backup	3 h
Max Input Power VA	6 VA
Nominal Supply Voltage	220-240 V, 50/60 Hz AC
Protection Class	I
IP Class	IP20
Temperature Range Min - Max	0...+35 °C
Glow Wire Test of Plastic Materials	850 °C
Light Source	LED
Body Material	metal
Colour	RAL9003
Electrical Installation	3 x 2,5 mm ²
Luminous Flux	230 lm

Emergency lighting for escape routes (ceiling mounting)

Table of 1 lux for escape routes in the middle line according to the norm EN 1838.

Level of measurement 0,02 m, measurement result with battery operation.



- R1 distance from wall (X axis)
- R2 installation distance between lights (X axis)
- R4 distance from wall (Y axis)

TWTC453WA

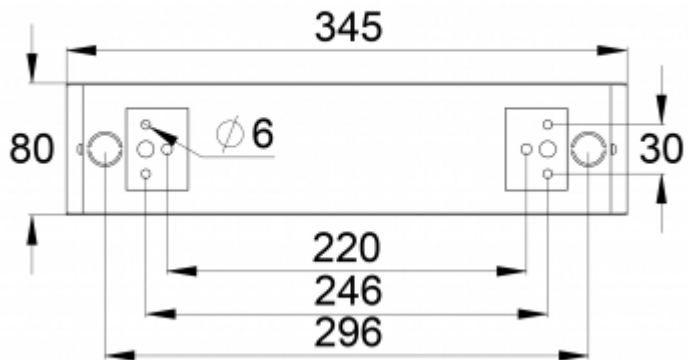
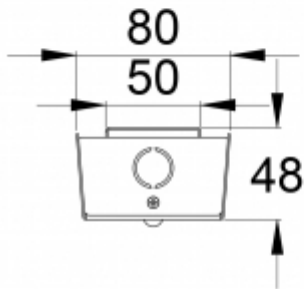
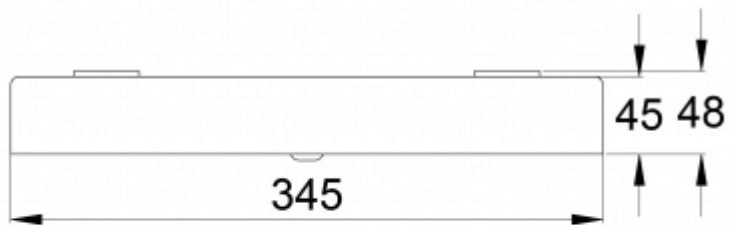
Mounting height (m)	Below the light lux	R1 (m)	R2 (m)	R4 (m)
		1 lux	1 lux	1 lux
2,5	45	5	11	1
3	31	5	11	1
4	17	6.5	15	1
6	7	7	18	1
8	4	8	19	1
10	2	8	20	1

OPTIONAL ACCESSORIES:

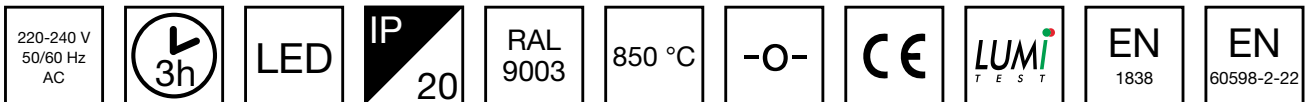
OPTIONAL MOUNTING ACCESSORIES FOR EMERGENCY LIGHTS



Product Code	Product Name	Compatible Product Groups
TWTC1001	Trail wall bracket TWTC1001	



TRAIL LINE MIDBAY EMERGENCY LIGHT TWTC453WM



Self-contained emergency light with 3 h battery and Lumi Test self-testing

Teknoware Trail is an elegant emergency light that is easy to install on a lighting track. Thanks to its unique design, it is suitable for direct mounting on common lighting track systems. The luminaire can also be mounted directly on the ceiling without the rail. Trail has a modern and streamlined appearance so it blends in with the surroundings and architecture. Trail's wide product family and range of optics offer many options to suit a variety of applications and systems.

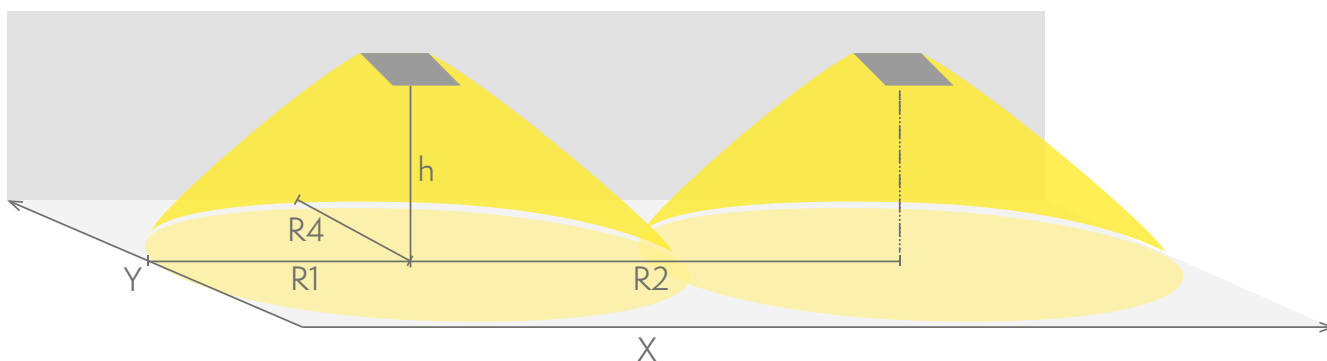
Trail Line Midbay is a unique emergency light that effectively illuminates corridors from 3 to 10 meters. It provides a long and narrow pattern that illuminates the escape routes efficiently.

Product Code	TWTC453WM
Feature	Lumi Test
Mounting (standard)	ceiling, surface, rail
GTIN Code	6438045025322
Length	345 mm
Width	80 mm
Height	48 mm
Weight	1.3 kg
Backup	3 h
Max Input Power VA	6 VA
Nominal Supply Voltage	220-240 V, 50/60 Hz AC
Protection Class	I
IP Class	IP20
Temperature Range Min - Max	0...+35 °C
Glow Wire Test of Plastic Materials	850 °C
Light Source	LED
Body Material	metal
Colour	RAL9003
Electrical Installation	3 x 2,5 mm ²
Luminous Flux	230 lm

Emergency lighting for escape routes (ceiling mounting)

Table of 1 lux for escape routes in the middle line according to the norm EN 1838.

Level of measurement 0,02 m, measurement result with battery operation.



- R1 distance from wall (X axis)
- R2 installation distance between lights (X axis)
- R4 distance from wall (Y axis)

TWTC453WM

Mounting height (m)	Below the light lux	R1 (m)	R2 (m)	R4 (m)
		1 lux	1 lux	1 lux
2,5	45	5	11	1
3	31	5	11	1
4	17	6.5	15	1
6	7	7	18	1
8	4	8	19	1
10	2	8	20	1

OPTIONAL ACCESSORIES:

OPTIONAL MOUNTING ACCESSORIES FOR EMERGENCY LIGHTS

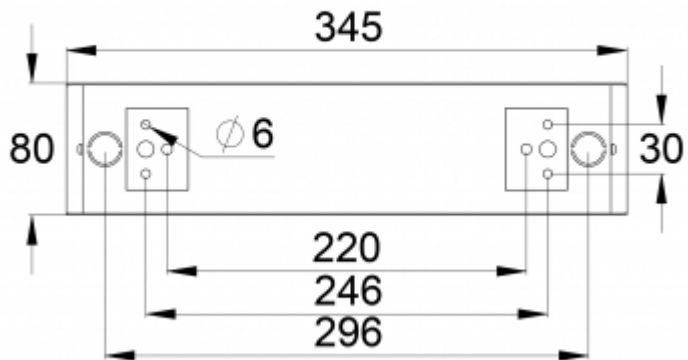
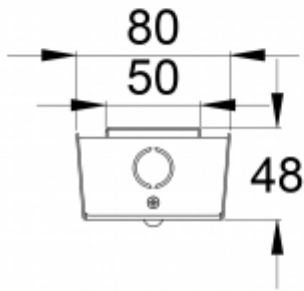
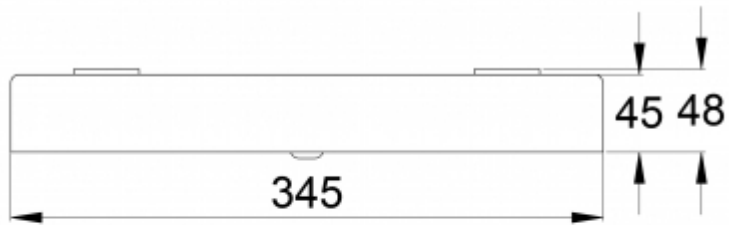


Product Code	Product Name	Compatible Product Groups
TWTC1001	Trail wall bracket TWTC1001	

We reserve the rights to make modifications without notice.
 Copyright © 2021 Teknoware. All rights reserved.
 Date: February 07, 2021 | Source:
www.teknoware.com/en/emergency-lighting/trail-line-midbay-emergency-light-twtc453wm

Teknoware Oy | P.O. Box 19, 15101 Lahti | Ilmarisentie 8, 15200 Lahti Finland
 Tel +358 3 883 020 | VAT-number FI01494751 | teknoware.com | emexit@teknoware.com



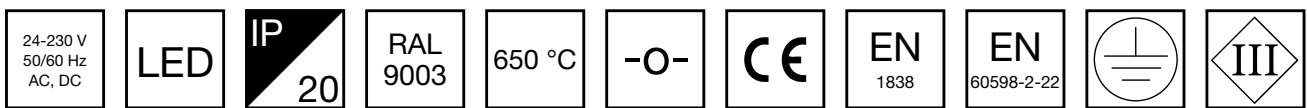


We reserve the rights to make modifications without notice.
 Copyright © 2021 Teknoware. All rights reserved.
 Date: February 07, 2021 | Source:
www.teknoware.com/en/emergency-lighting/trail-line-midbay-emergency-light-twtc453wm

Teknoware Oy | P.O. Box 19, 15101 Lahti | Ilmarisentie 8, 15200 Lahti Finland
 Tel +358 3 883 020 | VAT-number FI01494751 | teknoware.com | emexit@teknoware.com



TRAIL LINE MIDBAY EMERGENCY LIGHT TWTC471W



24-230 V centrally supplied emergency light

Teknoware Trail is an elegant emergency light that is easy to install on a lighting track. Thanks to its unique design, it is suitable for direct mounting on common lighting track systems. The luminaire can also be mounted directly on the ceiling without the rail. Trail has a modern and streamlined appearance so it blends in with the surroundings and architecture. Trail's wide product family and range of optics offer many options to suit a variety of applications and systems.

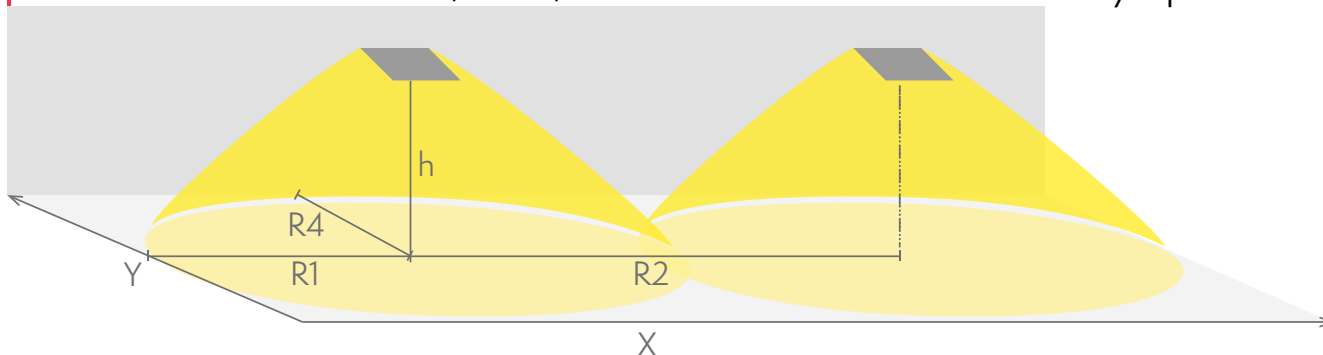
Trail Line Midbay is a unique emergency light that effectively illuminates corridors from 3 to 10 meters. It provides a long and narrow pattern that illuminates the escape routes efficiently.

Product Code	TWTC471W
Mounting (standard)	ceiling, surface, rail
GTIN Code	6438045025162
Length	345 mm
Width	80 mm
Height	48 mm
Weight	0.9 kg
Max Input Power VA	7,5 VA (24 V), 11 VA (230 V)
Max Input Power W	4 W (24 V), 4 W (230 V)
Nominal Supply Voltage	24-230 V, 50/60 Hz AC, DC
Protection Class	III (24 V), I (230 V)
IP Class	IP20
Temperature Range Min - Max	-30...+50 °C
Glow Wire Test of Plastic Materials	650 °C
Light Source	LED
Body Material	metal
Colour	RAL9003
Electrical Installation	2 x 2,5 mm ² (24 V), 3 x 2,5 mm ² (230 V)
Luminous Flux	230 lm

Emergency lighting for escape routes (ceiling mounting)

Table of 1 lux for escape routes in the middle line according to the norm EN 1838.

Level of measurement 0,02 m, measurement result with battery operation.



We reserve the rights to make modifications without notice.

Copyright © 2021 Teknoware. All rights reserved.

Date: February 07, 2021 | Source:

www.teknoware.com/en/emergency-lighting/trail-line-midbay-emergency-light-twtc471w



Teknoware Oy | P.O. Box 19, 15101 Lahti | Ilmarisentie 8, 15200 Lahti Finland

Tel +358 3 883 020 | VAT-number FI01494751 | teknoware.com | emexit@teknoware.com

R1 distance from wall (X axis)
 R2 installation distance between lights (X axis)
 R4 distance from wall (Y axis)

TWTC471W

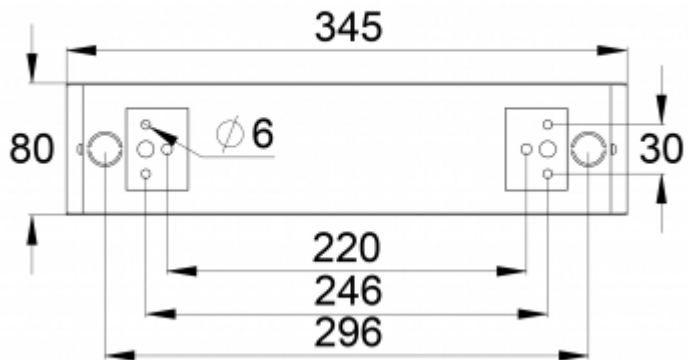
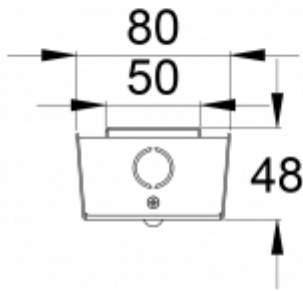
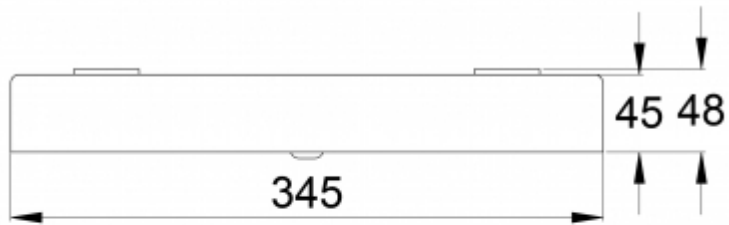
Mounting height (m)	Below the light lux	R1 (m)	R2 (m)	R4 (m)
		1 lux	1 lux	1 lux
2,5	45	5	11	1
3	31	5	11	1
4	17	6.5	15	1
6	7	7	18	1
8	4	8	19	1
10	2	8	20	1

OPTIONAL ACCESSORIES:

OPTIONAL MOUNTING ACCESSORIES FOR EMERGENCY LIGHTS



Product Code	Product Name	Compatible Product Groups
TWTC1001	Trail wall bracket TWTC1001	



We reserve the rights to make modifications without notice.
 Copyright © 2021 Teknoware. All rights reserved.
 Date: February 07, 2021 | Source:
www.teknoware.com/en/emergency-lighting/trail-line-midbay-emergency-light-twtc471w

Teknoware Oy | P.O. Box 19, 15101 Lahti | Ilmarisentie 8, 15200 Lahti Finland
 Tel +358 3 883 020 | VAT-number FI01494751 | teknoware.com | emexit@teknoware.com

