



МЕДВЕДИ-ПАПЫ
(БОЛЬШИЕ)



МЕДВЕДИ-МАМЫ
(СРЕДНИЕ)






МЕДВЕДИ-МАЛЫШИ
(МАЛЫЕ)




1



**СОРТИРУЕМ ПО ЦВЕТАМ
(4 ЦВЕТА)**



**СОРТИРУЕМ ПО ЦВЕТАМ
(6 ЦВЕТОВ)**



Three large rectangular frames, each with a red border, are arranged horizontally. Each frame is connected to a corresponding bear illustration by a red line. To the right of each frame is a vertical bar composed of 15 horizontal stripes in the following color sequence from top to bottom: purple, orange, blue, green, yellow, red, purple, blue, yellow, red, orange, purple, green, yellow, and blue. These bars are intended for sorting objects by size.


СОРТИРУЕМ ПО РАЗМЕРУ

1. ВЫРЕЖЬТЕ КАРТОЧКИ ПО ЖИРНОЙ ЛИНИИ
2. ПРОЧИТАЙТЕ МАЛЫШУ 1 ИЗ ВОПРОСОВ НА КАРТОЧКЕ
3. ПУСТЬ МАЛЫШ ПРИКРЕПИТ ПРИЩЕПКУ К ТОМУ МИШКЕ, О КОТОРОМ ИДЕТ РЕЧЬ В ВОПРОСЕ.

1. НАЙДИ САМОГО БОЛЬШОГО МИШКУ

2. НАЙДИ СРЕДНЕГО МИШКУ




3. НАЙДИ САМОГО МАЛЕНЬКОГО МИШКУ



1. НАЙДИ ЖЕЛТОГО МИШКУ

2. НАЙДИ СИНЕГО МИШКУ



3. НАЙДИ КРАСНОГО МИШКУ




1. НАЙДИ МИШКУ ЦВЕТА СОЛНЫШКА

2. НАЙДИ МИШКУ ЦВЕТА НЕБА

3. НАЙДИ МИШКУ ЦВЕТА ТРАВЫ





3

1

5



7

4

2


ИГРЫ С ПРИЩЕПКАМИ



1

2

3













4









5

6




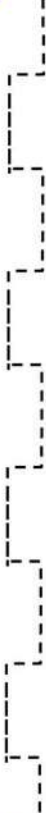

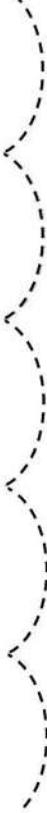
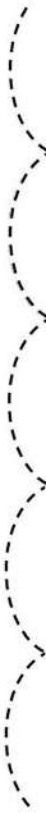

ИГРЫ С ПРИЩЕПКАМИ

					2	5	4
					6	3	5


ИГРЫ С ПРИЩЕПКАМИ





**СОЕДИНИ ОДИНАКОВЫХ
МИШЕК**



ГОТОВИМ РУКУ К ПИСЬМУ




РАЗРЕЗНЫЕ ПАЗЛЫ




РАЗРЕЗНЫЕ ПАЗЛЫ


1



2




3




РАЗРЕЗНЫЕ ПАЗЛЫ


4






5









6












РАЗРЕЗНЫЕ ПАЗЛЫ


















































СЧИТАЕМ МИШЕК

УЧИМ ЦИФРЫ С МИШКАМИ
РАСПЕЧАТАТЬ В 2 ЭКЗ.