



Starlet White II SO



Starlet White II SOH



Starlet White II SC



Starlet White II Quad SO



Starlet White II Quad SOH



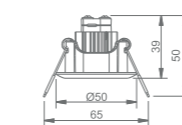
Starlet White II Quad SC

Starlet White II

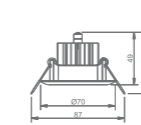


- ▶ Stopień ochrony IP20 / IP 20 protection rating
- ▶ Obudowa elektroniki i akumulatora oraz ramka głowicy LED z poliwęglanu, radiator z aluminium / Electronics and battery housing and LED head frame made of polycarbonate, heatsink made of aluminium
- ▶ Ramka głowicy LED: okrągła lub kwadratowa / LED head frame: round or square
- ▶ Napięcie zasilania: 230 V 50 Hz / Power supply voltage: 230 V 50 Hz
- ▶ Źródło światła: LED / Light source: LED
- ▶ Funkcje: A (NM) – awaryjna, SA (M) – sieciowo-awaryjna / Functions: A (NM) – non-maintained version or SA (M) – maintained version
- ▶ Optyka: SO – do stref otwartych, SC – korytarzowa lub SOH – do pomieszczeń wysokich / Optics: SO – for open spaces, SC – for corridors or SOH - for high areas

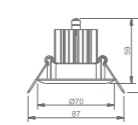
- ▶ Test ręczny MT lub autotest AT / Manual test MT or autotest AT
- ▶ Akumulatory: LiFePO4 / Batteries: LiFePO4
- ▶ Autonomia: 1h, 3 h / Autonomy: 1h, 3h
- ▶ Montaż w sufitach podwieszanych / Installation in recessed ceilings
- ▶ Do oświetlenia dróg i wyjść ewakuacyjnych w budynkach użyteczności publicznej / For illuminating evacuation directions and designating evacuation exits in public utility buildings
- ▶ Temperatura barwowa 5000K / Colour temperature 5000K
- ▶ Współczynnik oddawania barw: Ra>=70 / CRI index: Ra>=70
- ▶ Zakres temperatury pracy: t_a 10°C ÷ 40°C / Temperature working range: t_a 10°C ÷ 40°C



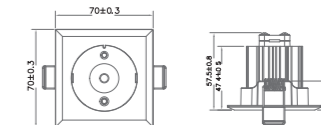
Gowica LED okrągła 100 / Round LED head 100



Gowica LED okrągła 200 / Round LED head 200



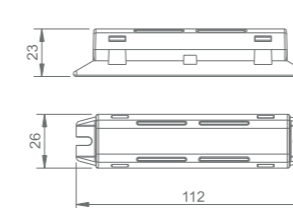
Gowica LED okrągła 300 / Round LED head 300



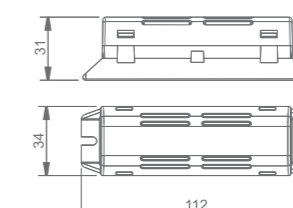
Gowica LED kwadratowa / Square LED head



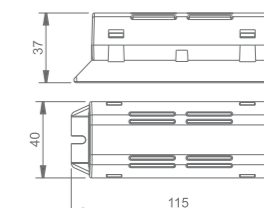
Obudowa Elektroniki / Electronics housing



Obudowa akumulatora wersji 100 / Battery housing version 100



Obudowa akumulatora wersji 200 / Battery housing version 200



Obudowa akumulatora wersji 300 / Battery housing version 300

Starlet White II LED SO

Model / Model	Numer katalogowy / Catalogue number	Źródło światła / Light source	Typ soczewki / Type of lens	Strumień świetlny / Luminous flux	Funkcja / Function	Autonomia / Autonomy	Akumulator / Battery pack	Test / Test
Starlet White II LED SO 100 A 3H MT	92009	LED 1W	SO	110lm	A (NM)	3h	LiFePO4 3.2V 1500mAh	MT
Starlet White II LED SO 200 SA 3H MT	92034	LED 2W	SO	200lm	SA (M)	3h	LiFePO4 3.2V 3000mAh	MT
Starlet White II LED SO 200 SA 3H AT	92036	LED 2W	SO	200lm	SA (M)	3h	LiFePO4 3.2V 3000mAh	AT
Starlet White II LED SO 300 SA 3H MT	92064	LED 3W	SO	300lm	SA (M)	3h	LiFePO4 3.2V 5500mAh	MT
Starlet White II LED SO 300 SA 3H AT	92066	LED 3W	SO	300lm	SA (M)	3h	LiFePO4 3.2V 5500mAh	AT

Starlet White II LED SC

Model / Model	Numer katalogowy / Catalogue number	Źródło światła / Light source	Typ soczewki / Type of lens	Strumień świetlny / Luminous flux	Funkcja / Function	Autonomia / Autonomy	Akumulator / Battery pack	Test / Test
Starlet White II LED SC 100 A 3H MT	92209	LED 1W	SC	110lm	A (NM)	3h	LiFePO4 3.2V 1500mAh	MT
Starlet White II LED SC 200 SA 1H MT	92222	LED 2W	SC	180lm	SA (M)	1h	LiFePO4 3.2V 1500mAh	MT
Starlet White II LED SC 200 SA 3H MT	92234	LED 2W	SC	180lm	SA (M)	3h	LiFePO4 3.2V 3000mAh	MT
Starlet White II LED SC 200 SA 3H AT	92236	LED 2W	SC	180lm	SA (M)	3h	LiFePO4 3.2V 3000mAh	AT
Starlet White II LED SC 300 SA 3H MT	92264	LED 3W	SC	290lm	SA (M)	3h	LiFePO4 3.2V 5500mAh	MT
Starlet White II LED SC 300 SA 3H AT	92266	LED 3W	SC	290lm	SA (M)	3h	LiFePO4 3.2V 5500mAh	AT

Starlet White II LED SOH

Model / Model	Numer katalogowy / Catalogue number	Źródło światła / Light source	Typ soczewki / Type of lens	Strumień świetlny / Luminous flux	Funkcja / Function	Autonomia / Autonomy	Akumulator / Battery pack	Test / Test
Starlet White II LED SOH 300 SA 3H AT	92166	LED 3W	SOH	310lm	SA (M)	3h	LiFePO4 3.2V 5500mAh	AT

SO - strefy otwarte / open spaces
SC - soczewka korytarzowa / corridor lens type
SOH - strefy otwarte wysokie / high open spaces
A (NM) - tryb awaryjny / non-maintained mode

SA (M) - tryb sieciowo-awaryjny / maintained mode
MT - test ręczny / manual test
AT - test automatyczny / auto test

Starlet White II LED Quad SO

Model / Model	Numer katalogowy / Catalogue number	Źródło światła / Light source	Typ soczewki / Type of lens	Strumień świetlny / Luminous flux	Funkcja / Function	Autonomia / Autonomy	Akumulator / Battery pack	Test / Test
Starlet White II LED QUAD SO 200 SA 3H MT	92334	LED 2W	SO	200lm	SA (M)	3h	LiFePO4 3.2V 3000mAh	MT
Starlet White II LED QUAD SO 200 SA 3H AT	92336	LED 2W	SO	200lm	SA (M)	3h	LiFePO4 3.2V 3000mAh	AT
Starlet White II LED QUAD SO 300 SA 3H MT	92364	LED 3W	SO	300lm	SA (M)	3h	LiFePO4 3.2V 5500mAh	MT
Starlet White II LED QUAD SO 300 SA 3H AT	92366	LED 3W	SO	300lm	SA (M)	3h	LiFePO4 3.2V 5500mAh	AT

Starlet White II LED Quad SO

Model / Model	Numer katalogowy / Catalogue number	Źródło światła / Light source	Typ soczewki / Type of lens	Strumień świetlny / Luminous flux	Funkcja / Function	Autonomia / Autonomy	Akumulator / Battery pack	Test / Test
Starlet White II LED QUAD SC 200 SA 1H MT	92222	LED 2W	SC	180lm	SA (M)	1h	LiFePO4 3.2V 1500mAh	MT
Starlet White II LED QUAD SC 200 SA 3H MT	92534	LED 2W	SC	180lm	SA (M)	3h	LiFePO4 3.2V 3000mAh	MT
Starlet White II LED QUAD SC 200 SA 3H AT	92536	LED 2W	SC	180lm	SA (M)	3h	LiFePO4 3.2V 3000mAh	AT
Starlet White II LED QUAD SC 300 SA 3H MT	92564	LED 3W	SC	290lm	SA (M)	3h	LiFePO4 3.2V 5500mAh	MT
Starlet White II LED QUAD SC 300 SA 3H AT	92566	LED 3W	SC	290lm	SA (M)	3h	LiFePO4 3.2V 5500mAh	AT

Starlet White II LED Quad SOH

Model / Model	Numer katalogowy / Catalogue number	Źródło światła / Light source	Typ soczewki / Type of lens	Strumień świetlny / Luminous flux	Funkcja / Function	Autonomia / Autonomy	Akumulator / Battery pack	Test / Test
Starlet White II LED QUAD SOH 300 SA 3H AT	92466	LED 3W	SOH	310lm	SA (M)	3h	LiFePO4 3.2V 5500mAh	AT

SO - strefy otwarte / open spaces
SC - soczewka korytarzowa / corridor lens type
SOH - strefy otwarte wysokie / high open spaces
A (NM) - tryb awaryjny / non-maintained mode

SA (M) - tryb sieciowo-awaryjny / maintained mode
MT - test ręczny / manual test
AT - test automatyczny / auto test



Starlet White II Quad SO



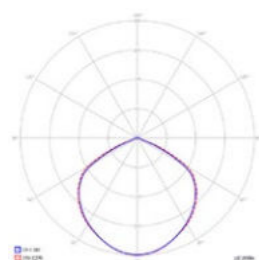
Starlet White II Quad SC



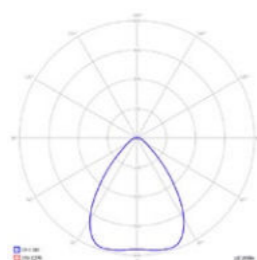
Starlet White II Quad SOH

PRZYKŁADOWE ROZSYŁY ŚWIATŁA DLA SOCZEWEK / EXEMPLARY LIGHT DIVISIONS FOR LENS

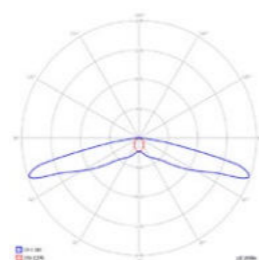
SO - strefy otwarte / open spaces



SOH - strefy otwarte wysokie / high open spaces



SC - korytarze / corridors



TABELE ODSTĘPÓW DLA PŁASKICH DRÓG EWAKUACYJNYCH / SPACING TABLE FOR FLAT EVACUATION ROUTES

STARLET WHITE II LED SO 100

Wysokość montażu (m) / Installation height (m)	1	2	3	4
2,5	2,5	6,9	6,9	2,5
3	2,5	7,2	7,2	2,5
4	2,0	7,2	7,2	2,0

STARLET WHITE II LED SO 200

Wysokość montażu (m) / Installation height (m)	1	2	3	4
2,5	3,3	8,6	8,6	3,3
3	3,4	9,2	9,2	3,4
4	3,4	9,9	9,9	3,4

STARLET WHITE II LED SO 300

Wysokość montażu (m) / Installation height (m)	1	2	3	4
2,5	3,8	9,7	9,7	3,8
3	4,1	10,4	10,4	4,1
4	4,2	11,5	11,5	4,2

STARLET WHITE II LED SC 100

Wysokość montażu (m) / Installation height (m)	1	2	3	4
2,5	1,3	3,1	12,3	5,1
3	1,4	3,5	13,6	5,4
4	1,5	4,1	15,1	4,1

STARLET WHITE II LED SC 200

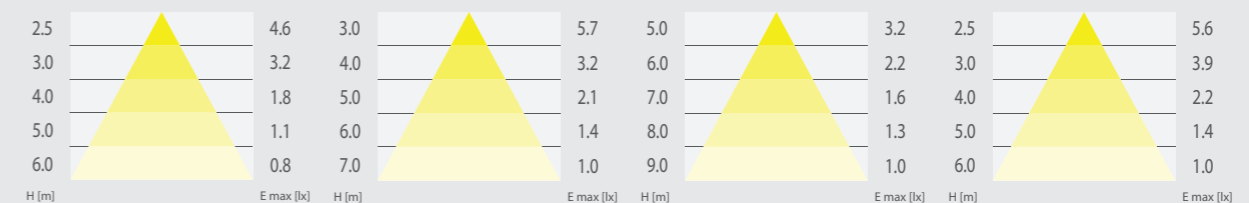
Wysokość montażu (m) / Installation height (m)	1	2	3	4
2,5	1,6	4,4	12,1	5,1
3	1,8	4,4	13,6	5,8
4	1,9	5,0	16,2	6,4

STARLET WHITE II LED SC 300

Wysokość montażu (m) / Installation height (m)	1	2	3	4
2,5	1,8	6,5	12,9	5,6
3	1,8	6,3	14,8	6,4
4	2,2	5,4	17,6	7,2

STARLET WHITE II LED SOH 300

Wysokość montażu (m) / Installation height (m)	1	2	3	4
2,5	2,9	6,7	6,7	2,9
3	3,2	7,8	7,8	3,2
4	3,6	9,0	9,0	3,6

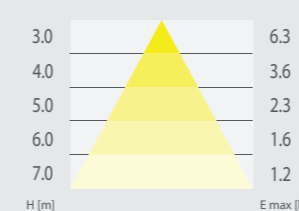


Starlet White II LED SO 100

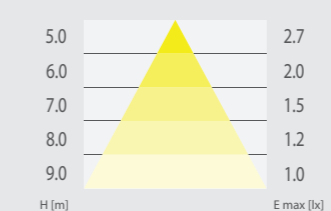
Starlet White II LED SO 200

Starlet White II LED SO 300

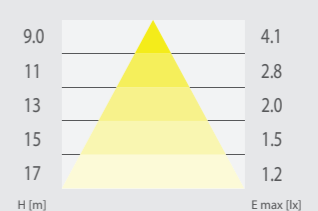
Starlet White II LED SC 100



Starlet White II LED SC 200



Starlet White II LED SC 300



Starlet White II LED SOH 300